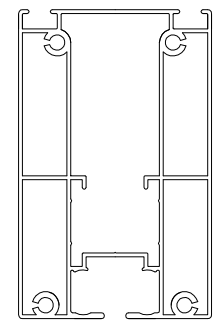


ALUTECNIC EVO

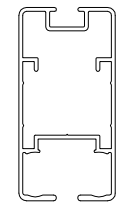
PROJECT No	
DATE	
CLIENT	
ADRESS	
Mob	
Email	

All steel frames are custom designed.
EVO System fixes to steel frame.

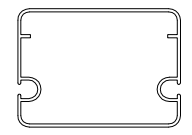


LARGE SIDE TRACK	
HEIGHT	160mm
WIDTH	100mm

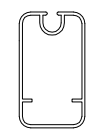
Maximum Spacing 5000mm between tracks



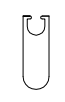
STANDARD SIDE TRACK	
HEIGHT	100mm
WIDTH	50mm



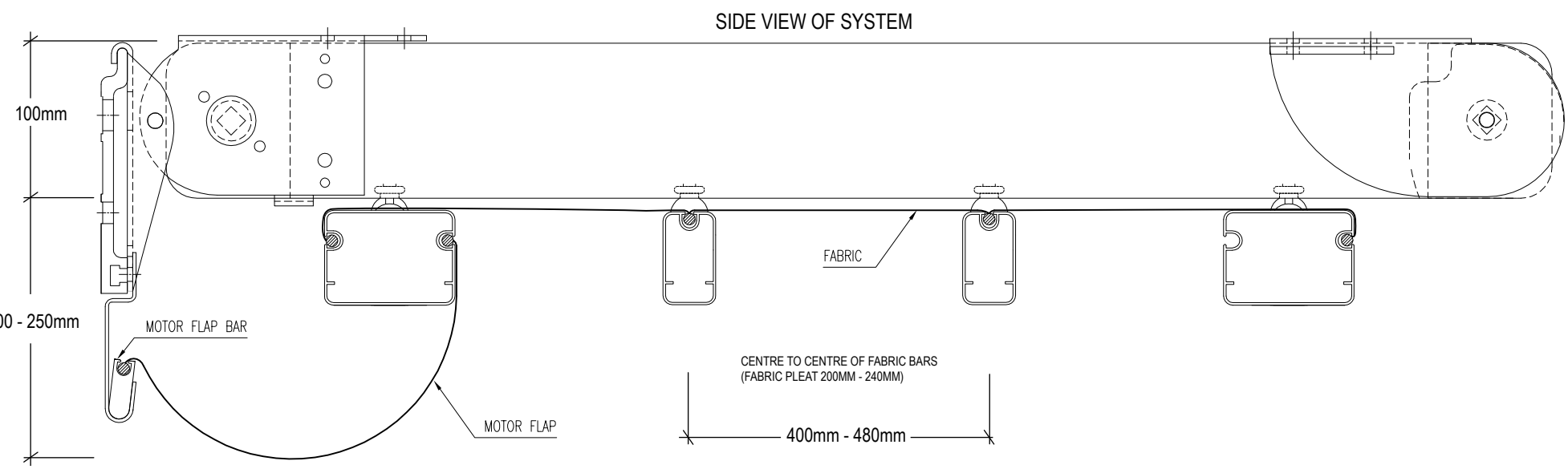
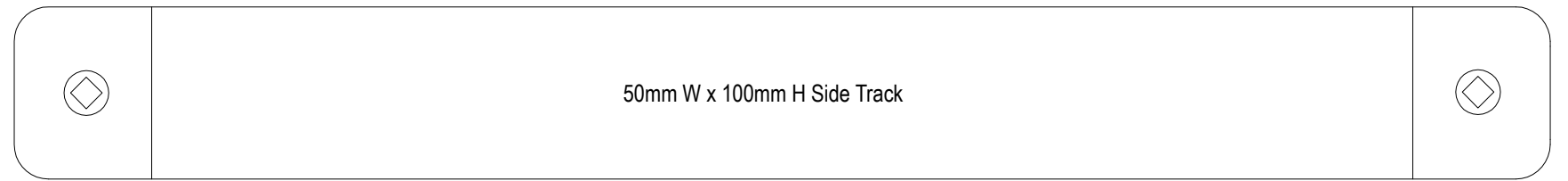
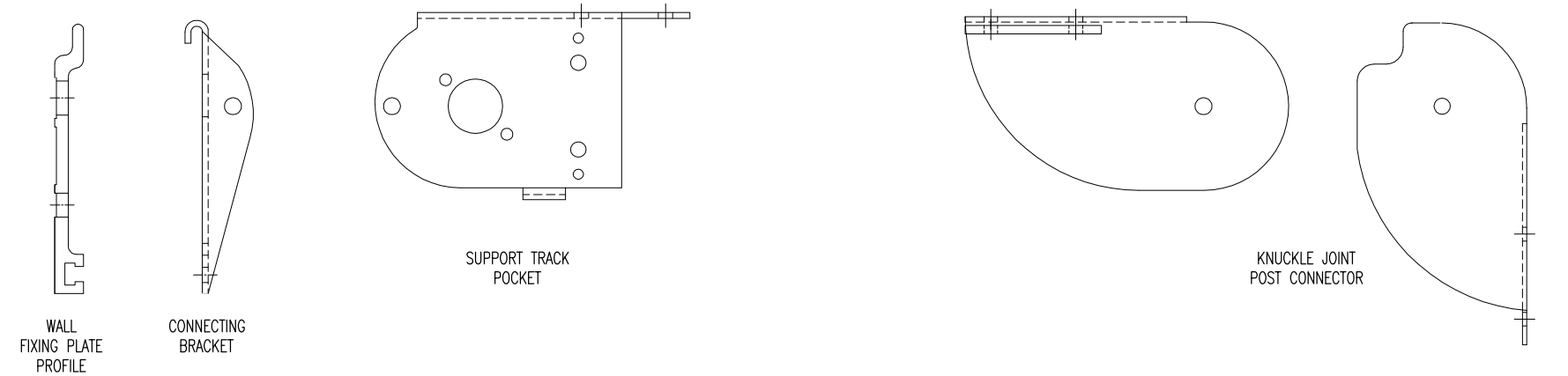
FRONT & BACK FABRIC BAR	
HEIGHT	100mm
WIDTH	50mm



FABRIC BAR	
HEIGHT	100mm
WIDTH	50mm



MOTOR FLAP BAR	
QUANTITY	
LENGHT	



CLIENT DESIGN / MANUFACTURING APPROVAL:

I: _____
PRINT NAME SIGNATURE

APPROVED
 AMEND

REV	DATE	DESCRIPTION	BY
A	01.12.14	ISSUED FOR INFORMATION ONLY	JP

TECNIC

CLIENT:	-	DATE:	01/12/14	JOB No:	INTERNAL
TITLE:	EVO PRODUCTION SHEET	SCALE:	-	DRAWN:	JP
		CHECKED:	-	ISSUE/REVISION:	A